



Whitsunday  
Catchment  
**Landcare**

# Newsletter

July 2021

[www.whitsundaylandcare.org.au](http://www.whitsundaylandcare.org.au)



Find us on [Facebook](#)



Central QLD Coast  
**Landcare**  
Network

*A partnership for the natural resource management of catchments in the Central QLD Coast Bioregions.*

**CATCHMENT COORDINATOR:**

Cath Campbell

Ph.: 0483 811 229

[coordinator@whitsundaylandcare.org.au](mailto:coordinator@whitsundaylandcare.org.au)

**PROJECT OFFICER:**

Chris Barbeler

Ph.: 0488 768 567

[project@whitsundaylandcare.org.au](mailto:project@whitsundaylandcare.org.au)

**CONTACT US FOR INFORMATION:**

- Natural Resource Management
- Land management Plans
- Native plants
- Environmental weeds
- Volunteer activities

**BECOME A VOLUNTEER:**

Come seed collecting; learn to identify native plants; how to propagate them; improve your environment; enjoy the outdoors in a fun, social setting.

If you're interested in doing your bit for the environment and socialising with like-minded people, we offer coordinated activities on Tuesday & Thursday mornings and more. Contact us!

**WCL Management Committee:**

Graham Armstrong, Chair

Jacquie Sheils, Secretary

Glenda Hodgson, Treasurer

Dale Mengel


John Casey

WRC representative- CR. Gary Simpson

One Community position vacant

**WCL is a community not-for-profit group, relying on grants & donations.**

We are a registered charity; donations of \$2 or more are tax deductible. To make a donation please contact us or go to our page:



**Coming Up in July 2021**

**COMMUNITY NURSERY OPEN FOR PLANT SALES  
(CASH ONLY)**

**9am-12noon Tuesday, Thursday & the 1st Saturday  
of each month-**

**Next Saturday opening—4th July 2021**

**Volunteer Activities in July/ August:  
National Tree Day Sunday 1st August.**

**Galbraith Creek– southern side  
9am– till we have finished planting  
Please bring water bottle**

**At the Community Nursery in July/ August:  
33 Kelsey Creek Rd Proserpine  
Tuesday & Thursday 9am—12.30pm.**

Tuesday	Thursday
	<b>1st:</b> Propagation, Seed processing, Potting, Record keeping etc. at the nursery.
<b>6th:</b> Propagation, Seed processing, Potting, Record keeping etc. at the nursery.	<b>8th:</b> Propagation, Seed processing, Potting, Record keeping etc. at the nursery.
<b>13th:</b> Nursery Maintenance & propagation activities	<b>15th:</b> Propagation, Seed processing, Potting, Record keeping etc. at the nursery. <b>Due to National Tree Day on the 1st of August alternative event deferred till next month.</b>
<b>20th:</b> Nursery Maintenance & propagation activities	<b>22nd:</b> Propagation, Seed processing, Potting, Record keeping etc. at the nursery.
<b>27th:</b> Nursery Maintenance & propagation activities	<b>29th:</b> Propagation, Seed processing, Potting, Record keeping etc. at the nursery.

WCL receives support from the following organizations:



Australian Government  
Department of the Environment



## What is NAIDOC Week? 4TH TO 11 JULY, 2021

NAIDOC Week celebrates the history, culture and achievements of Aboriginal and Torres Strait Islander peoples. NAIDOC Week is celebrated by all Australians and is a great opportunity to learn more about Aboriginal and Torres Strait Islander communities.



Artwork: Care for Country by Maggie-Jean Douglas (Gubbi Gubbi)

When creating 'Care for Country' I kept in mind that this meant spiritually, physically, emotionally, socially and culturally – I chose to create a bright and vibrant artwork that included the different colours of the land but showed how they come together in our beautiful country and to make people feel hopeful for the future. I've included communities/people, animals and bush medicines spread over different landscapes of red dirt, green grass, bush land and coastal areas to tell the story of the many ways country can and has healed us throughout our lives and journeys.



facebook.com/NAIDOC @naidocweek #naidocweek

# NAIDOC Week

4-11 JULY 2021



#NAIDOC2021 #HealCountry

Above: 2021 National NAIDOC Poster – Maggie-Jean Douglas 'Care for Country'. The 2021 National NAIDOC Poster incorporating the Aboriginal Flag (licensed by WAM Clothing Pty Ltd) and the Torres Strait Islander Flag (licensed by the Torres Strait Island Council).

## **Landcare Australia: Building Resilience in Local Communities— the wellbeing benefits of participating in Landcare**

***Landcare volunteers avoid \$57million in healthcare costs due to boost in mental and physical wellbeing.***

For decades, those involved in Landcare have testified to a greater sense of self, both physically and mentally, resulting from an enhanced link with their local community and environment. This, in turn, has boosted community wellbeing and it has long been the desire of the Landcare movement to quantify the significance of these benefits.

Now, newly published findings by KPMG Australia in partnership with Landcare Australia, indicate Landcare volunteers enjoy substantial improvements to their mental and physical wellbeing – and a significant decrease to their healthcare costs. 46% of survey respondents reported an improvement in their mental resilience and 90% reported experiencing a stronger connection to the community.

***Surveying more than 1,000 Landcare volunteers and coordinators from Landcare groups, the findings in the report, titled **Building resilience in local communities: The wellbeing benefits of participating in Landcare suggest substantial improvements in wellbeing owing to involvement in Landcare lead to approximate savings from avoided healthcare costs of \$403 per individual per year. For the Landcare movement which exceeds 140,000 individuals, that number equates to \$57 million nationally.*****

***The report also goes on to address additional savings to the Landcare volunteer community relating to productivity, and benefits owing to natural disaster resilience and recovery, with the combined value amounting to \$191 million annually.***

### **IMPACTS IDENTIFIED BY LANDCARE PARTICIPANTS :**

- ***Improved health and wellbeing***
- ***Sharing knowledge and support***
- ***Connection to community***
- ***Hands-on experience***
- ***Connection to people***
- ***Connection to nature and country***
- ***Community collaboration***
- ***Economic benefits***
- ***Community resilience to national disaster***

***To read the whole report go to:***

[Wellbeing-benefits-participating-landcare-Report-KPMG-2021.pdf](#)  
[\(landcareaustralia.s3-ap-southeast-2.amazonaws.com\)](#)

Right: WCL Volunteer—Jan Armstrong  
walking the talk & feeling the benefits.  
Photo: J. Aldred



## **WCL Volunteers helping one another..... Planting at the Aldred/Lyons place in May 2021**

Seven of our dedicated volunteers attended the planting event at Jess & Alistair's place on the 20th May where we planted 265 new tube stock. Jess & Alistair (and their parents) had prepared the site and we managed to get most of the plants in the ground before the rain arrived. This is the second time WCL volunteers have helped with the revegetation planting at the site.

At the rear cane mulched area in the photo below, you can see the results of the August 2020 planting event, now reaching the 2m mark. This demonstrates how quickly the results of revegetation can be achieved—with good site preparation, regular water through the first dry season and keeping on top of weed infestation, the plants respond beautifully.

Thank you to Jess & Alistair for purchasing their plants from the WCL Nursery and for the lovely morning tea on the veranda, watching the rain fall helping the new plants settle in. Volunteering time is rewarding when we get to directly participate in a landholders journey to rehabilitate their land to improve habitat values and increase biodiversity.

"Once again, we were so thankful of the hard work and support of the Landcare volunteers to help with the next phase of our regeneration project. Even with the rain, it was such a great effort." Jess Aldred & Alistair Lyon



*Above: Foreground- the latest revegetation area*

*Left: The WCL volunteers—heads down & mini-mattocks in ground.*

*Photos: Jess Aldred & Alistair Lyons*

## What maybe Showing

### Common name:

Mackay Cedar, Red Siris

### Scientific name:

*Falcataria (syn. Paraserianthes) toona*

### Family: Mimosaceae

**Description:** Bushy spreading tree to 20-30m tall with a trunk to 1m diameter. Deciduous in September/October. Occurs in Rainforests & scrubs from Cape York to Mackay. Bark Greyish brown, smooth when young aging to rough & scaly on mature trees. Branchlets have numerous lenticels and new growth is covered in brown hairs. Needs well drained soils & prefers a sunny position. Red & yellow streaked timber is highly prized for furniture, turnery & joinery & flooring. Food species for the Tailed Emperor butterfly



Above: *Falcataria toona*  
Photos: C. Peterson

**Leaves:** Bipinnate leaves to 30cm long with 10-22 secondary segments each with up to 70 pairs of small, narrow-oblong leaflets, with a gland between many pairs, leaflets opposite.



Above: *Falcataria toona* leaves  
Photos: C. Peterson



Above: *Falcataria toona* flowers  
Photos: C. Peterson

### Flowers:

Flowers have five petals cream to greenish, staminal filaments about 5 mm long & held on terminal panicles 10-15cm long. Flowering usually in spring but trees have been observed to be flowering now. Heavy flowering does not occur every year (so its pretty exciting when they do)

**Fruit:** Pods flat dehiscing along both sutures, 9-16 cm long and up to 3 cm wide with 4-6 seeds.

**Propagation:** Propagate from scarified seed. **WCL is keen to obtain seed for propagation.**

### References:

[http://www-public.jcu.edu.au/discovernature/sci\\_p1/JCUDEV\\_015536](http://www-public.jcu.edu.au/discovernature/sci_p1/JCUDEV_015536)

<http://sgaptownsville.org.au/Paraserianthes-toona.html>

One Hundred & one Trees of Mackay– SCAP Mackay Branch

## Pest Hall of Fame

**Common Name:** African Tulip

**Botanical Name:** *Spathodea campanulata* subsp. *nilotica*

African tulip tree is a restricted invasive plant under the Biosecurity Act 2014. It must not be given away, sold, or released into the environment without a permit. The Act requires everyone to take all reasonable and practical steps to minimise the risks associated with invasive plants and animals under their control. This is called a general biosecurity obligation (GBO).

**Origin:** Native to tropical West Africa, the African Tulip was introduced to Australia as an ornamental tree used in both gardens and as street trees. Popular because of the large bright orange flowers and dark green leaves the African Tulip has quickly spread and established itself as an environmental weed. It is listed on Global Invasive Species Database "Top 100 World's Worst Invaders".



**Description:** Fast growing, the African Tulip can reach heights of 25m with spreading buttresses when mature.

**Leaves:** Compound leaves are opposite 15-350mm long with 3-13 unequal sides ovate, hairy leaflets 40-110 x 25-800mm with visible venation. The leaves form a dense dark canopy are bronze in colour when young but deep glossy green when mature.

**Flowers:** Large orange bell-shaped with 5 fused petals with yellow frilly edges 90-120mm long and borne in terminal clusters. Flowers mostly in spring but can occur all year round.



*African Tulip Tree Flower buds & leaves. Photo: C. Peterson*

**Seeds:** emerge from clusters of hairy buds to show their bright orange colour. The seed pods are woody and poisonous. Spread by wind & garden waste or by birds dropping uneaten seeds.

**Problem:** African Tulip will readily escape gardens and will reproduce from seed or suckers. It is highly recommended that it be removed from areas near waterways and native vegetation. Have a look

when you drive around our catchment and see how many you see in creeks, gullies and bushland. African tulip trees a public safety hazard (when these

trees are planted along footpaths, their dropped flowers can create a slippery walking surface) **African tulip Trees are extremely harmful to native stingless bees as the pollen is toxic to them.**



Red Breasted parakeet eating African Tulip trees seed Photo: besgroup.org

**Management:** Seedlings and young plants can be pulled out by hand however larger specimens need to be cut down or stem injected with herbicide. Due to their ability to sucker, plants that are cut down will need to have their stumps treated with herbicide (cut stump) to ensure regrowth does not occur. If using the cut stump method, cut the trunk as close to the ground as possible, preferably not more than 10cm away from the ground and paint with herbicide as soon as possible. Treat any suckers with herbicide.

Refer to [www.daf.qld.gov.au/\\_\\_data/assets/pdf\\_file/0007/52846/IPA-African-Tulip-Tree-PP64.pdf](http://www.daf.qld.gov.au/__data/assets/pdf_file/0007/52846/IPA-African-Tulip-Tree-PP64.pdf) for details of herbicide controls & application methods for African Tulip Tree  
<http://www.bobthebeeman.com.au/african-tulip-tree-ebook.asp>



*African Tulip Tree Flowers Photo: C. Peterson*



## July is here so your membership is due.

We align the membership with the financial year.  
You will find the membership form at the end of this newsletter.  
Please print it out, fill it in and then send it back to us:

- as a scan by email,
- snail mail or
- drop it off at the Community Nursery at 33 Kelsey Creek Road

Our email & Office addresses are on the form.  
Thank you for being a member of WCL



*Left: WCL staff member Wayne Oakley hard at work maintaining one of our revegetated Beach Scrub sites at Bowen in march 2021.  
Project funded by NQ Dry Tropics.  
Photo: C. Barbeler*

### INTERESTING WEB SITES:

#### Native Animals, Insects, Birds:

[www.whitsundaylandcare.org.au](http://www.whitsundaylandcare.org.au)

<http://www.wildlife.org.au/magazine/>

<http://www.aussiebee.com.au>

[www.birdsinbackyards.net](http://www.birdsinbackyards.net)

[www.australianmuseum.net.au/reptiles](http://www.australianmuseum.net.au/reptiles)

<http://birdlife.org.au/locations/birdlife-mackay/activities-mac>

#### Native plants:

<http://ausgrass2.myspecies.info/content/oplismenus>

<https://www.anbg.gov.au/cpbr/cd-keys/rfk/>

<https://www.eucalyptaaustralia.org.au/>

<http://sgaptownsville.org.au/>

[www.facebook.com.au/sgapmackay](http://www.facebook.com.au/sgapmackay)

### Wetlands

<http://wetlandinfo.ehp.qld.gov.au/wetlands/ecology/components/flora/mangroves/mangrove-moreton.html>

**Feral Animals:** [feralflyer@invasiveanimals.com](mailto:feralflyer@invasiveanimals.com)

<https://alumni.uq.edu.au/cane-toad-baits>

#### Feral plants:

[www.weeds.org.au](http://www.weeds.org.au)

[www.environment.gov.au](http://www.environment.gov.au) > Biodiversity > Invasive species > weeds

[www.iewf.org/weedid/index\\_by\\_reserve.htm](http://www.iewf.org/weedid/index_by_reserve.htm)

[www.anbg.gov.au/cpbr/herbarium/](http://www.anbg.gov.au/cpbr/herbarium/)

<https://www.vision6.com.au/em/mail/view.php?id=1769275019&a=17056&k=a87f8df>

## WCL Community Nursery– Always Needs Seeds

The WCL Nursery is very keen to source endemic seed so please keep an eye on your flowering native trees, shrubs & grasses for the volunteer nursery. Some of the species we need are:

<i>Abutilon auritum</i>		<i>Lagerstroemia archeriana</i>	
<i>Abutilon albescens</i>		<i>Lophostemon confertus</i>	Brush Box
<i>Acacia aulacocarpa</i>		<i>Lophostemon grandiflorus</i>	Nthn Swamp Mahogany
<i>Acacia leptocarpa</i>		<i>Lysiphyllum hookeri</i>	Hookers Bauhinia
<i>Acacia leptostachya</i>		<i>Macaranga tanarius</i>	Macaranga
<i>Acacia simsii</i>		<i>Melaleuca dealbata</i>	Blue Tea Tree
<i>Alphitonia excelsa</i>		<i>Melaleuca leucadendra</i>	
<i>Alphitonia petriei</i>		<i>Melaleuca viminalis</i>	Weeping Bottle Brush
<i>Antidesma parviflorum</i>		<i>Melicope elleryana</i>	Corkwood, Euodia
<i>Aphananthe philippinensis</i>		<i>Memecylon pauciflorum</i> var. <i>pauciflorum</i>	
<i>Archontophoenix alexandrae</i>	Alexander Palm	<i>Micromelum minutum</i>	Native Lime Berry
<i>Allocasuarina torulosa</i>	Black she-oak	<i>Omphalea celata</i>	
<i>Allocasuarina luehmannii</i>		<i>Pandanus</i> sp.	
<i>Aidia racemosa</i>	Archer Cherry	<i>Petalostigma pubescens</i>	
<i>Atalaya rigida</i>	Veiny Whitewood	<i>Planchonia careya</i>	Cocky Apple
<i>Breynia oblongifolia</i>	Coffee Bush	<i>Ptychosperma elegans</i>	Solitaire palm
<i>Cajanus reticulatus</i>	Native Pigeon Pea	<i>Phyllanthus novae-hollandiae</i>	
<i>Carallia brachiata</i>	Freshwater mangrove	<i>Sterculia quadrifida</i>	Peanut Tree
<i>Casuarina cunninghamiana</i>	River oak	<i>Syzygium australe</i>	River cherry
<i>Chionanthus ramiflorus</i>	Native Olive	<i>Tabernaemontana orientalis</i>	
<i>Cordia dichotoma</i>		<i>Timonius timon</i>	Tim Tam Tree
<i>Cordia subcordata</i>	Sea Trumpet	<i>Trema tomentosa</i> var. <i>aspera</i>	Peach-leafed Poison Bush
<i>Corymbia clarksoniana</i>		<i>Trema orientalis</i>	
<i>Corymbia intermedia</i>	Pink Bloodwood	<i>Vachellia bidwillii</i> (WAS <i>Acacia bidwillii</i> )	Corkwood
<i>Corymbia tessellaris</i>	Morton Bay Ash	<i>Vitex trifolia</i>	Vitex
<i>Corymbia erythrophloia</i>	Red Bloodwood		
<i>Cryptocarya hypospodia</i>	Large leafed Laurel		
<i>Cupaniopsis anacardioides</i>	Tuckeroo		
<i>Diospyros compacta</i>			
<i>Diospyros geminata</i>			
<i>Diospyros hebecarpa</i>			
<i>Dysoxylum gaudichaudianum</i>			
<i>Elaeocarpus grandis</i>	Blue Quandang		
<i>Eucalyptus crebra</i>	Narrow-leafed Ironbark		
<i>Eucalyptus platyphylla</i>			
<i>Eucalyptus exserta</i>	QLD Peppermint		
<i>Eucalyptus tereticornis</i>	QLD Blue Gum		
<i>Euroschinus falcatus</i>	Ribbonwood		
<i>Ficus racemosa</i>	Cluster fig		
<i>Hymenosporum flavum</i>	Native frangipani		
<i>Indigofera pratensis</i>			
<i>Ixora timorensis</i>			
<i>Ganophyllum falcatum</i>	Scaly Ash		

### Guidelines for seed collecting:


- Only collect seed from your own property or with written permission
- Source plants must have grown from seed from the Whitsunday Region
- Collect ripe, mature seed & no more than 10% of the seed from any one plant
- Collect from several parts of the plant, mainly the middle & upper branches
- Use paper bags (not plastic) to store the seed & keep them in a cool place
- Label the bag with the species, location, date and your name. Not sure of your plant identification? Include a stem with some leaves & /or take a photo.

You can drop seed off at the nursery on Tuesday or Thursday mornings, or at Reef Catchments Office 30 Main St Proserpine, or call 0483 811 229.

You can make a tax deductible donation to the Whitsunday Catchment Landcare Fund at any time. Just go to <http://www.givenow.com.au/whitsundaycatchmentlandcare> All donors will receive a receipt from Givenow at the time of the do-

If you would like to receive this e-newsletter please email [coordinator@whitsundaylandcare.org.au](mailto:coordinator@whitsundaylandcare.org.au) with your request. Or you can phone Cath on mbl:0483 811 229 to request one.


Disclaimer: Information in this newsletter is offered as a guide only and while every care is taken to ensure its accuracy, Whitsunday Catchment Landcare does not invite reliance upon it, nor accept responsibility for any loss or damage caused by actions based on it.






**Thank You Everyone!**


Thank you to so many of you who have generously and kindly donated your container refunds to WCL. Your contributions are allocated to the WCL Public Fund which allows WCL to take on various projects for the ongoing education of our members and the wider community. Please find below our Containers for Change ID number to conveniently cut off and include in your bags. Anything Environmental who manage the local container exchange have moved to a QR Code– please find the new WCL ID below. Thank You again!




C10053139




C10053139



C10053139



C10053139



C10053139



C10053139





33 Kelsey Creek Road, Proserpine Qld 4800  
 Phone: 0483 811 229  
 Email: [coordinator@whitsundaylandcare.org.au](mailto:coordinator@whitsundaylandcare.org.au)  
 Chairperson: Graham Armstrong  
 Coordinator: Cath Campbell

## July 2021- June 2022 MEMBERSHIP NOMINATION FORM

*Membership to WCL is currently free of charge and General meetings are usually held every 2 months.*

Name of Applicant:

Address:

Phone:

Fax:

Email:

Name of Proxy:

*Optional*

(separate nomination form to be completed)

### MEMBERSHIP TYPE (Please specify)

Ordinary Member

*All persons who are approved of by the management committee, each of whom will have one vote.*

Renewal

Ordinary member renewal – **complete section above only.**

Organisation Member

*Stakeholder groups/associations, public/other incorporated bodies, local authorities etc, each of whom will have one representative with one vote. If you will be representing another organisation during WCL meetings please complete the lines below and have an authorised person from your organisation complete page 2.*

Organisation/Agency Name: [Click here to enter text.](#)

Role in Organisation/Agency (if applicable): [Click here to enter text.](#)

Associate Member

*Government departments/agencies, and any persons who have the interests of the Association and furtherance of its objectives in mind but who shall not have voting rights.*

Please tick your choice below. Email is our preferred contact method.

I wish to receive the WCL newsletter via

email

no newsletters required

I wish to receive meeting notices

email

Signed by Applicant: \_\_\_\_\_ Date: [Click here to enter a date.](#)

- **Please return to the WCL Admin Officer at: [admin@whitsundaylandcare.org.au](mailto:admin@whitsundaylandcare.org.au).**
- Membership is due June 30 each year

---

### (OFFICE USE ONLY)

Name: \_\_\_\_\_  
 (Proposer – existing member)

\_\_\_\_\_  
 (Seconder – existing member)

Signed: \_\_\_\_\_  
 (Proposer)

\_\_\_\_\_  
 (Seconder)

Date: \_\_\_\_\_

\_\_\_\_\_